

FEFAC Vision 2030 on Sustainability

Ruud Tijssens, FEFAC Immediate Past President

FEFAC XXVIII Congress
9 June 2017
Cordoba

FEFAC in a nutshell

- Created in 1959
- Represents industrial compound feed and premixtures manufacturers
- 33 members
 - 24 Member Associations from 23 EU Member States
 - 2 Observer Members (Russia, Serbia)
 - 7 Associate Members (Turkey, Switzerland, Norway (3) EMFEMA, EFFPA)
- 155 mio. T of industrial compound feed production in 2016

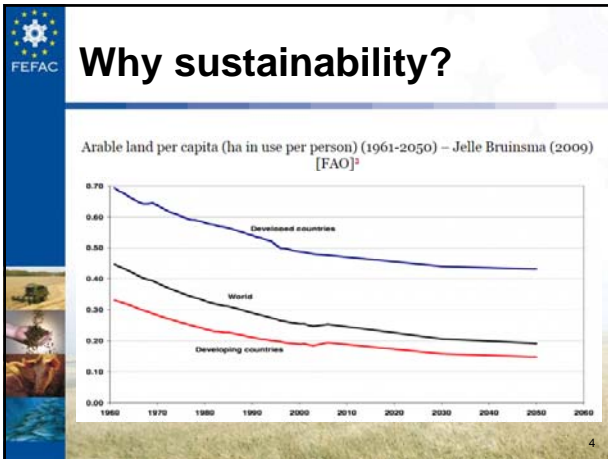
Why sustainability?

GLOBAL DEMAND FOR MEAT

2005 vs. 2050
(in tonnes)


Category	2005 (M)	2050 (M)
BEEF	64	106
MUTTON	13	25
PORK	100	143
POULTRY	82	181
EGGS	62	102

Source: Food and Agriculture Organization of the United Nations, ESA Working Paper No. 12-03, p. 131









THE FEFAC 2030 Animal Feed Industry Vision

Feed Safety Management

Animal Nutrition

Sustainability

FEED INDUSTRY ANIMAL FOOD CHAIN SOLUTIONS

Feed safety management capacity building

Preservation of animal health to reduce need for antibiotics

Accommodate animal welfare demands

Facilitate responsible sourcing

Increasing nutrient efficiency


Risk management optimisation along the feed chain

Develop new resource efficiency indicators

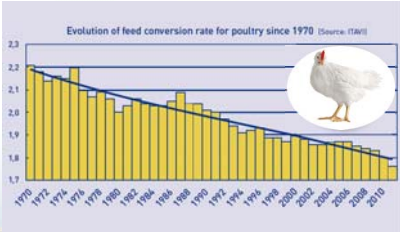
Measure the environmental performance of feed production

Co-operation between control authorities & industry operators

Improve the quality & nutritional value of food products




FCR the classic resource efficiency parameter




Evolution of feed conversion rate for poultry since 1970 (Source: IMA)

Is there more to measuring environmental performance?
How to take into account the use of co-products?



Our expertise: Valorising the 'non-direct human consumption' raw materials



Changing the feed mix changes the resource footprint

Example:
Wet feeding of laying hens
 11% more co-products

Result:

- CO₂: -/- 5%
- Land-use: -/- 7.3%

Measuring environmental performance animal products

- Market and political pressure on feed & livestock industry to drive sustainability and emission mitigation actions through resource efficiency and circular economies
- Need to have an international, harmonised LCA methodology
 - Pre-competitive / level playing field
 - Based on credible and transparent data
 - Able to demonstrate continuous improvement
 - Provide the livestock sector with a sustainable development opportunity
- Nutritionally optimised feed is essential to mitigate the environmental impact of animal products

Action on EU Single Market for Green Products

Feed PEFCR

Methodology

Data




FEFAC roadmap towards responsible soy

Two tier approach for mainstream market transformation towards responsible soy in Europe:


- **Market pull:** Accommodate actual demand for responsible soy (e.g. specific standards such as USSEC-SAPP, Proterra, RTRS, etc.)
- **Market push:** Defining the EU feed industry demands for responsible soy (FEFAC Sourcing Guidelines)





FEFAC Soy Sourcing Guidelines

- Published August 2015
- Not a new standard !
- Meaningful baseline with 59 criteria on good environmental, agricultural & social practices
- Existing programmes apply for benchmarking by ITC
- Professional recommendation - Purchase decision outside FEFAC's mandate






Progress towards 16 programmes that successfully passed ITC benchmarking

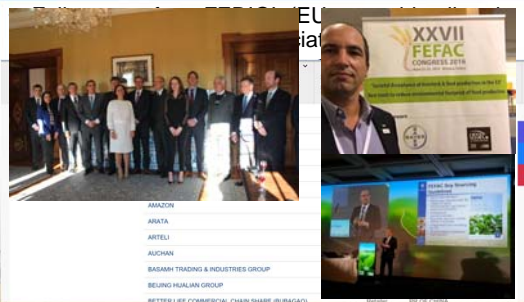
- 3 farmers programmes
- 5 company / trader
- 2 Member schemes
- 6 « other » programmes


At least 7 million tonnes soy imported to the EU covered by the Guidelines





Positive market acceptance





Deforestation & Soy

- Differentiate:
 - Impact within the farm gate
 - Impact outside or before there was a farm gate
- FEFAC Soy Sourcing Guidelines
 - No illegal deforestation & fostering reforestation
- Deforestation is a regional subject with many drivers – often legal deforestation
- FEFAC is fostering impactful regional action, with governments in the driver seat



Shopping list for a sustainable future

- Consolidating feed safety management tools – Benchmarking of feed safety scheme's
- Responsible feed materials (palm, fishmeal, wheat, corn, ...)
- Impactful contribution to sustaining the supply chain (both upstream & downstream)
- Framework for contribution to circular economy



Thank you for your attention

**Stay informed on the feed industry
via Twitter (@FEFAC_EU) & the
FEFAC NewsFEED**




FEFAC
Fédération Européenne des
Fabricants d'Aliments Composés
Europäischer Verband
der Mischfutterindustrie
European Feed
Manufacturers' Federation

www.fefac.eu
